

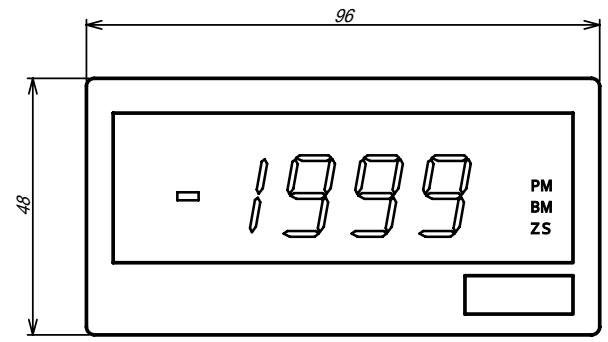
パネルカット寸法 92^{+0.8} × 45^{+0.6}
端子ねじ: M3

TSURUGA ELECTRIC CORPORATION. All rights reserved.

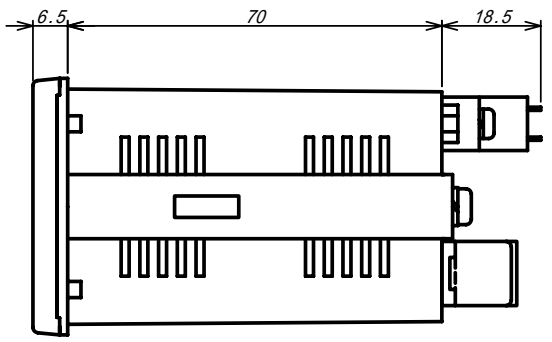
REVISED	DATE	Jul. 16, 1999	APPROVED BY	TITLE	413E DPM 外形図
	SCALE		CHECKED BY		
	DESIGNED BY		DRAWN BY	DRAWING No.	FC-01053
	TSURUGA ELECTRIC CORPORATION				1/3

TYPE - B
TYPE - D
TYPE - E

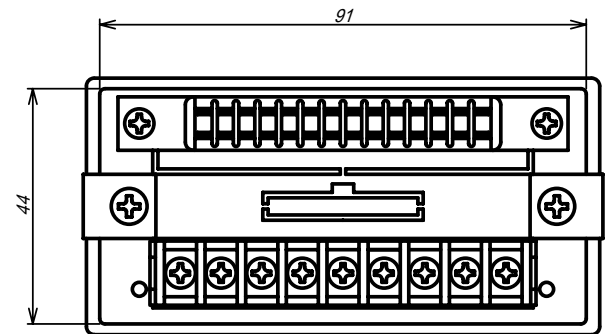
前面



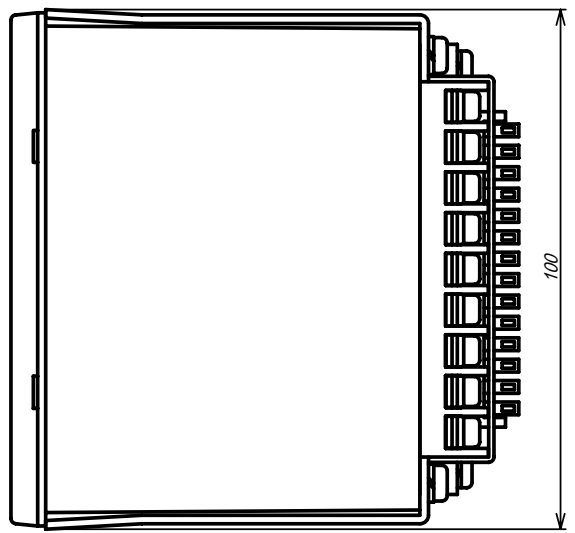
側面



裏面

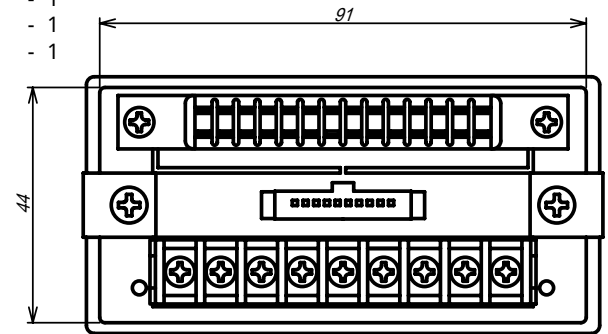


底面

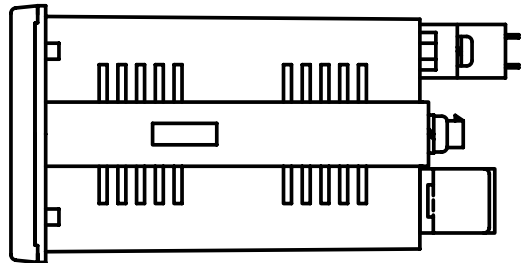


TYPE - B - 1
TYPE - D - 1
TYPE - E - 1

裏面



側面

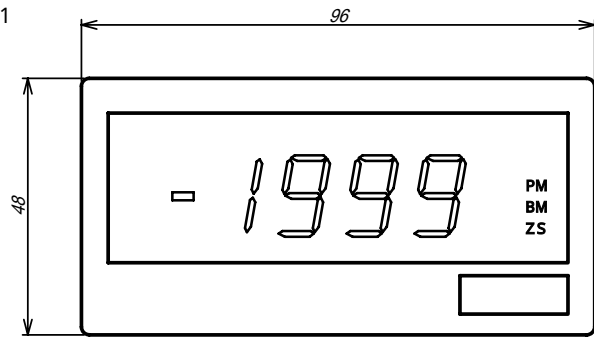


TSURUGA ELECTRIC CORPORATION. All rights reserved.

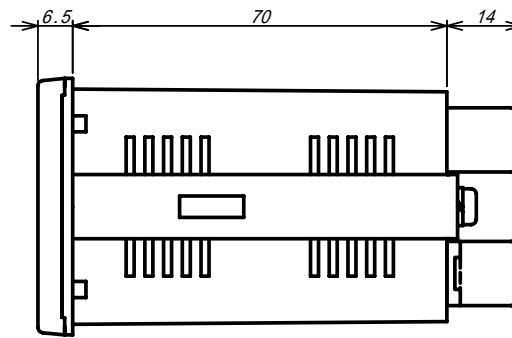
REVISED	DATE	Jul. 16, 1999	APPROVED BY	TITLE	4 1 3 E D P M 外形図
	SCALE	1 : 1	CHECKED BY		
	DESIGNED BY		DRAWN BY	DRAWING No.	FC-01053
	TSURUGA ELECTRIC CORPORATION				

TYPE - E 1

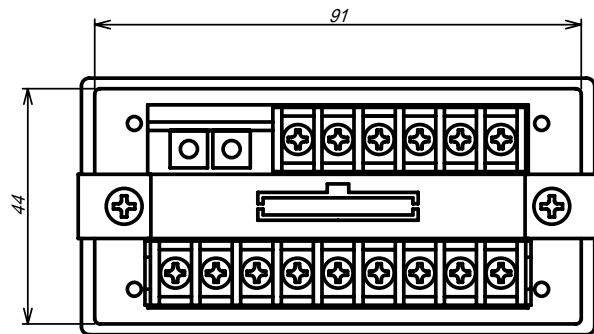
前面



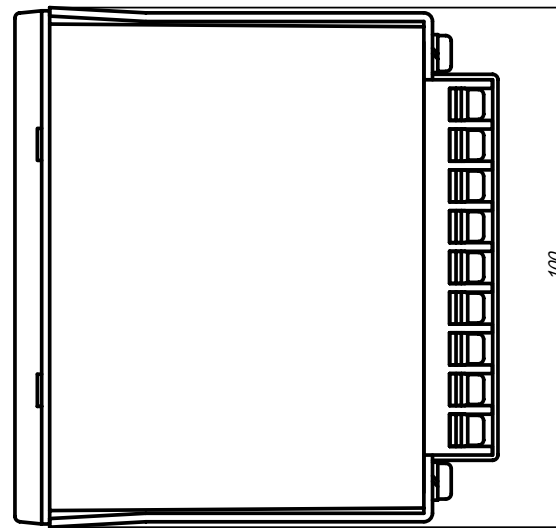
側面



裏面

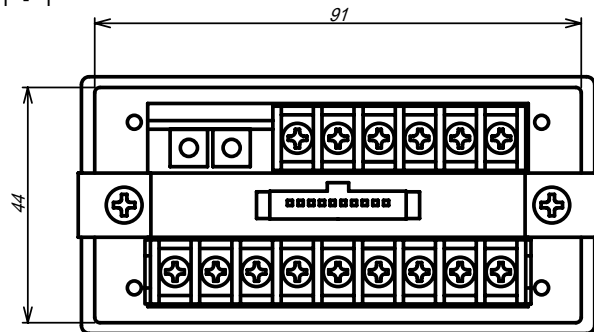


底面

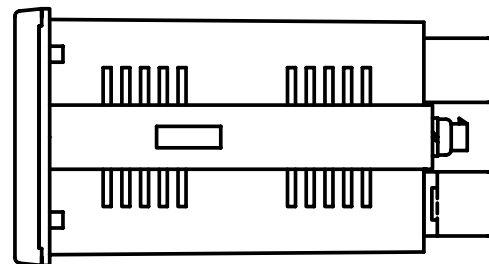


TYPE - E 1 - 1

裏面



側面



TSURUGA ELECTRIC CORPORATION. All rights reserved.

REVISED	DATE	Jul. 16, 1999	APPROVED BY	TITLE	4 1 3 E D P M 外形図
	SCALE	1 : 1	CHECKED BY		
	DESIGNED BY		DRAWN BY	DRAWING No.	FC-01053
	TSURUGA ELECTRIC CORPORATION				