

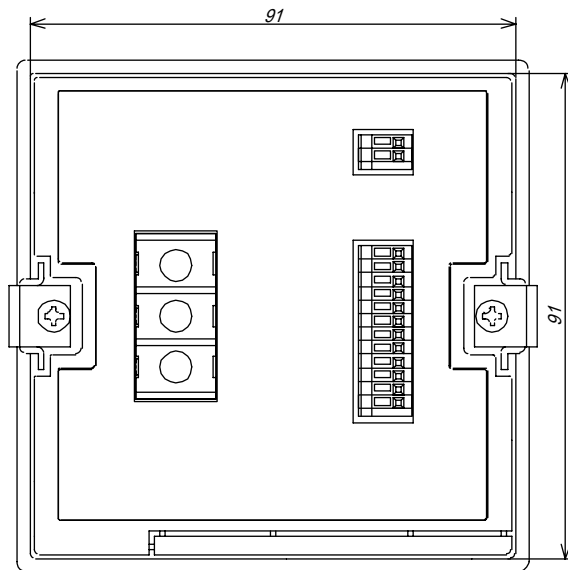
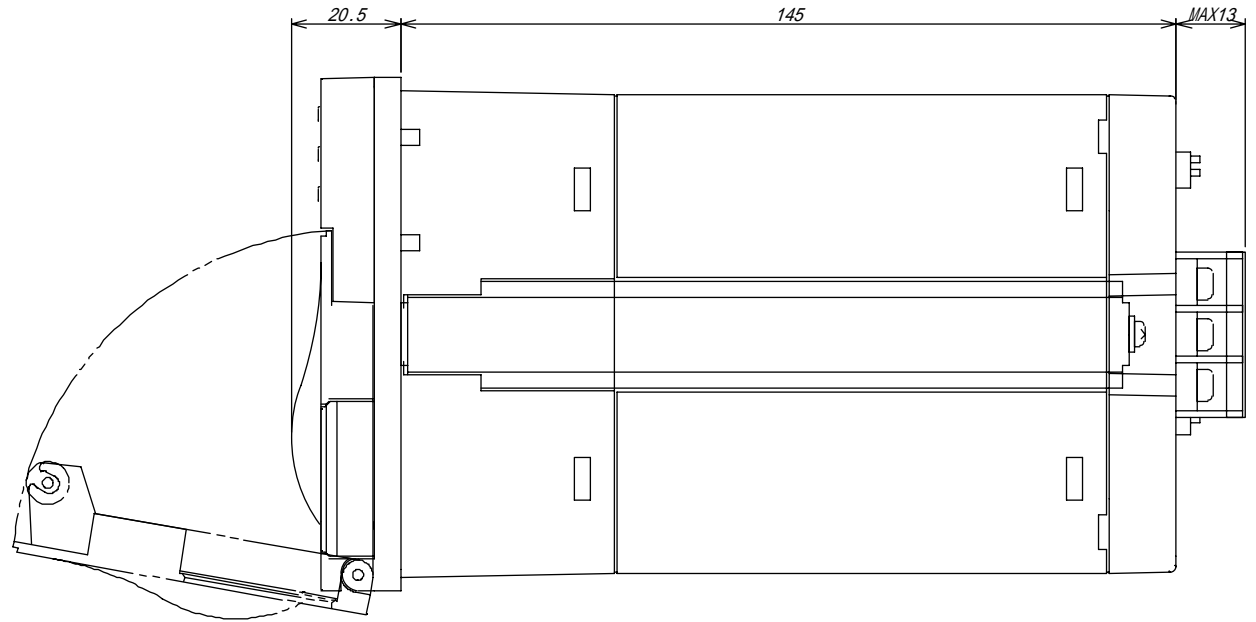
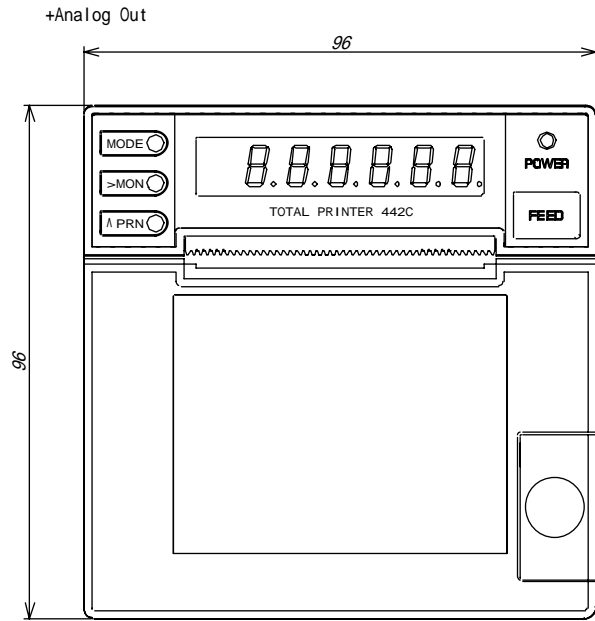
PANEL CUTOUT :  $92^{+0.8}_0 \times 92^{+0.8}_0$

TERMINAL SCREW : M3 SCREW

UNIT mm

TSURUGA ELECTRIC CORPORATION. All rights reserved.

REVISED	DATE	Mar. 16. 2007	APPROVED BY	TITLE
	SCALE		CHECKED BY	
	DESIGNED BY		DRAWN BY	DRAWING No.
	TSURUGA ELECTRIC CORPORATION			FC-01355- 1/1



PANEL CUTOUT :  $92^{+0.8}_0 \times 92^{+0.8}_0$

TERMINAL SCREW : M3 SCREW

UNIT mm

TSURUGA ELECTRIC CORPORATION. All rights reserved.

REVISED	DATE	APPROVED BY	TITLE
	SCALE	CHECKED BY	4 4 2 C
	DESIGNED BY	DRAWN BY	DRAWING No.
	TSURUGA ELECTRIC CORPORATION		FC-01355-2/2